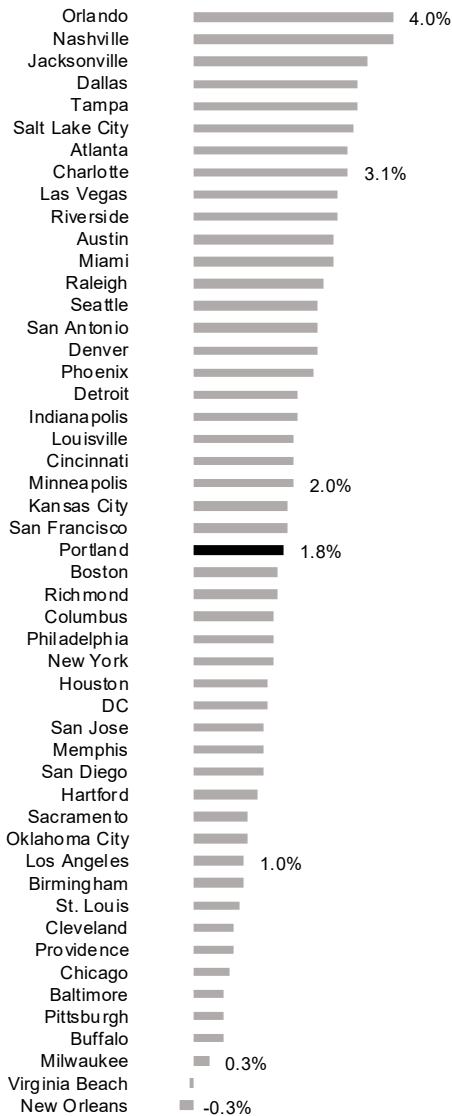
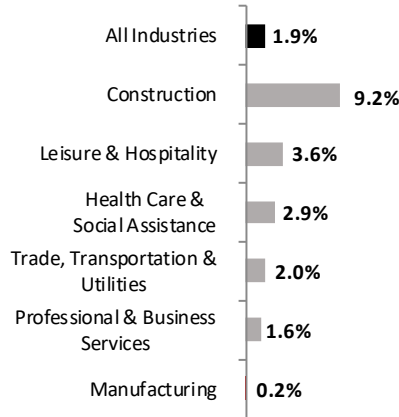


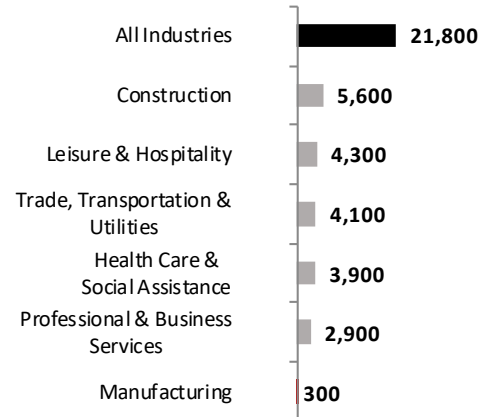
Employment Growth - US Metros
May 2016 - May 2017: 50 Largest Metros



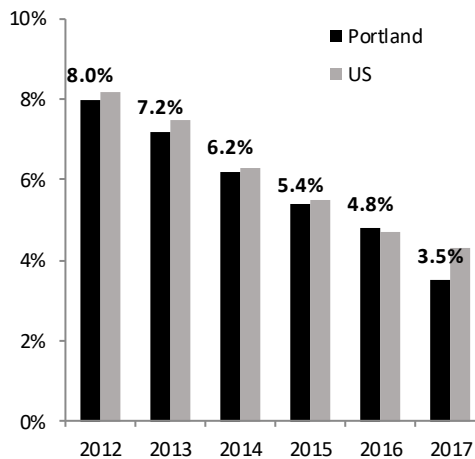
Job Growth Rates by Industry
May 2017: year increase



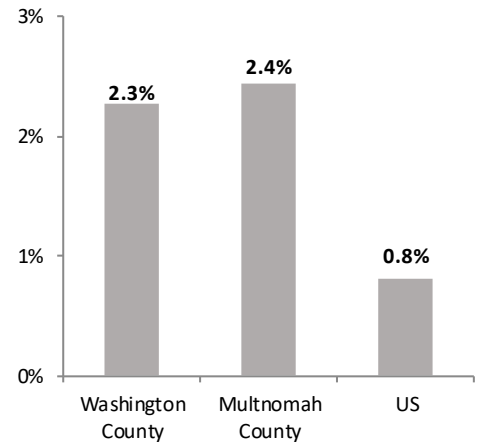
Net Job Growth by Industry
May 2017: year increase



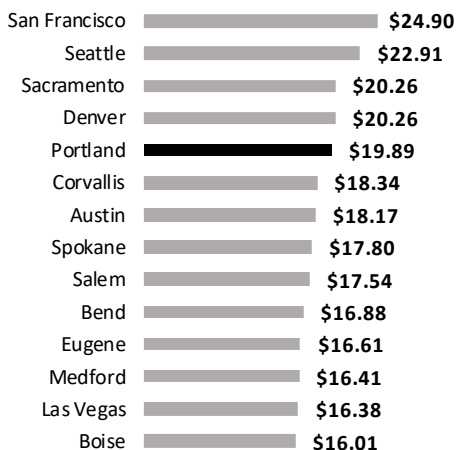
Unemployment Rate
May 2012 - May 2017: seasonally adjusted



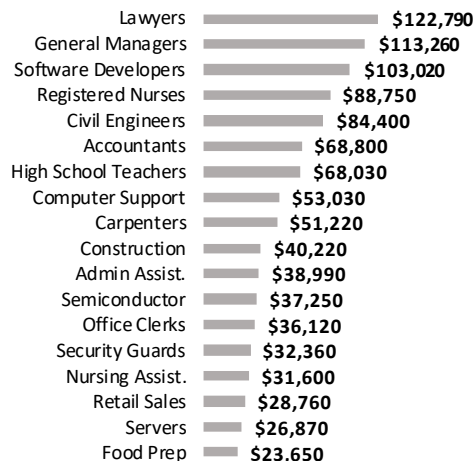
Labor Force Growth
May 2017: year increase, seasonally adjusted



Median Wage by Metro Region
May 2016



Average Wage by Occupation
Portland Metro - May 2016



Wages

Data from the Bureau of Labor Statistics shows the median hourly wage in the Portland Metro region grew by just over 3 percent from 2015 to 2016. Hourly wages are about 15 percent lower in Portland than in Seattle. Portland wages are the highest of all the Oregon metro areas.

While the average job in the Portland area pays almost \$54,000 a year, there are a wide range of occupations paying much more and much less.

Have questions? E-mail me!

Christian Kaylor
Christian.R.Kaylor@oregon.gov