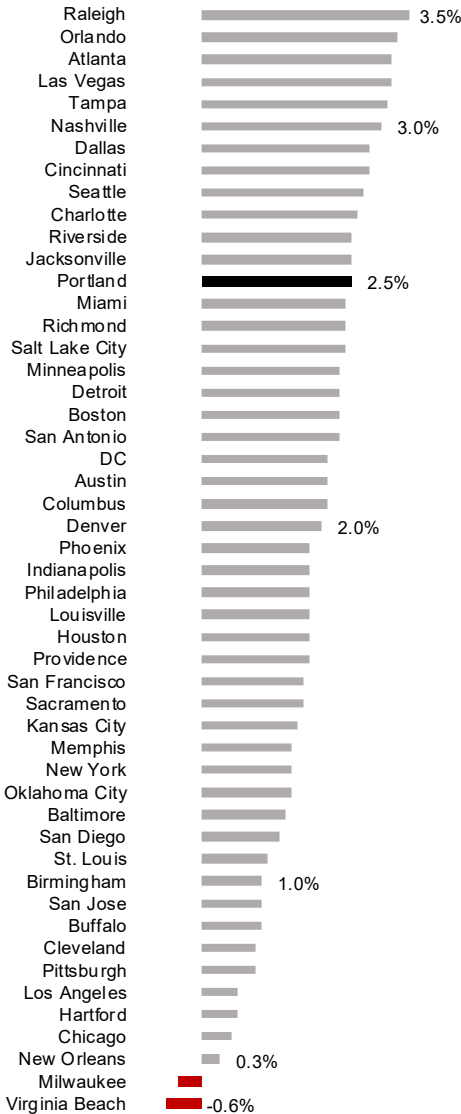


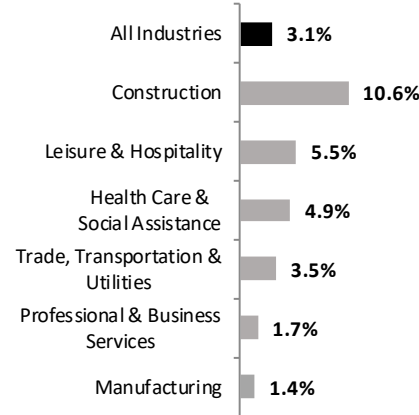
Employment Growth - US Metros

August 2016 - August 2017: 50 Largest Metros



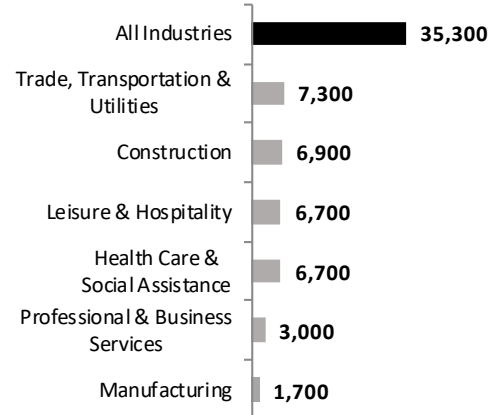
Job Growth Rates by Industry

August 2017: year increase



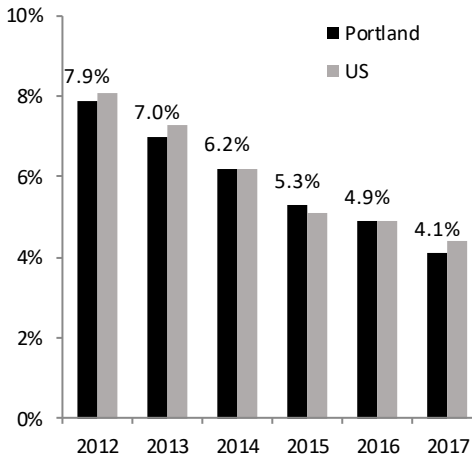
Net Job Growth by Industry

August 2017: year increase



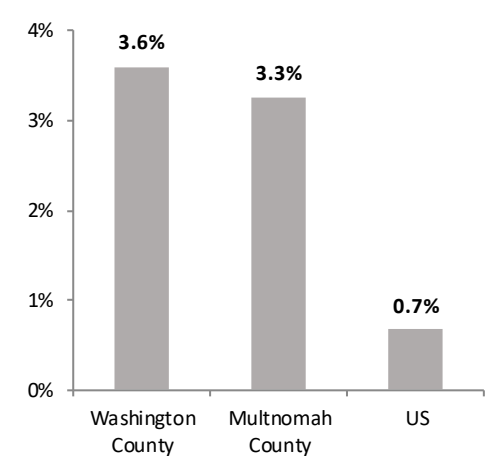
Unemployment Rate

August 2012 - August 2017: seasonally adjusted



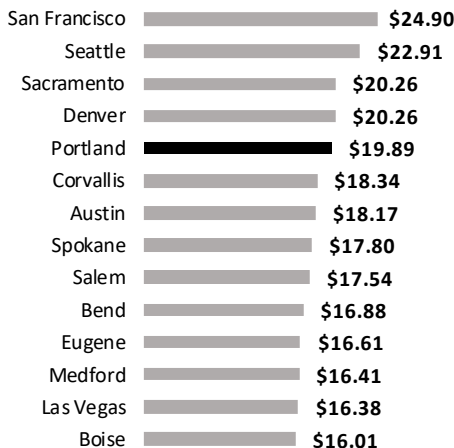
Labor Force Growth

August 2017: year increase, seasonally adjusted



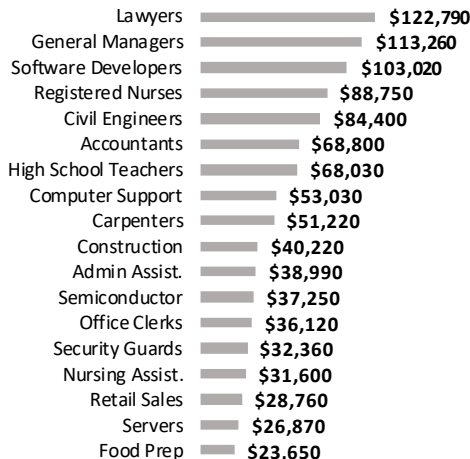
Median Wage by Metro Region

May 2016



Average Wage by Occupation

Portland Metro - May 2016



Wages

Data from the Bureau of Labor Statistics shows the median hourly wage in the Portland Metro region grew by just over 3 percent from 2015 to 2016. Hourly wages are about 15 percent lower in Portland than in Seattle. Portland wages are the highest of all the Oregon metro areas.

While the average job in the Portland area pays almost \$54,000 a year, there are a wide range of occupations paying much more and much less.

Have questions? E-mail me!

Christian Kaylor
Christian.R.Kaylor@oregon.gov