



Figure 2: Real Wage Growth by Industry
2013 to 2018; Adjusted for Inflation

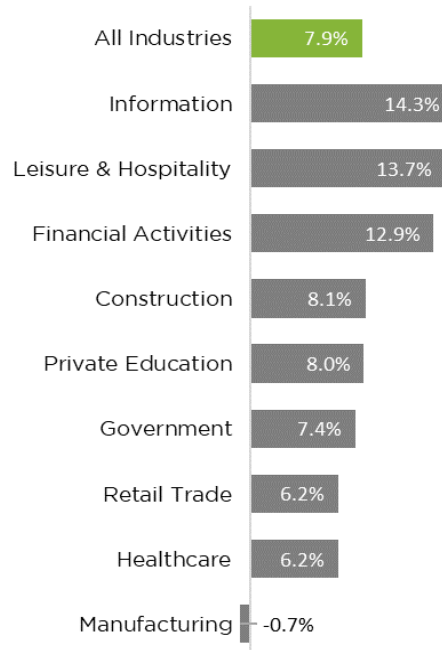


Table 4: Ten Most Common Occupations, 2019
Source: EMSI

	Jobs	Median Wage
Retail Salespersons	12,197	\$28,419*
Office Clerks, General	11,123	\$36,067*
Registered Nurses	10,512	\$93,087
Secretaries and Administrative Assistants, Except Legal, Medical, and Executive	9,860	\$42,677*
Waiters and Waitresses	9,736	\$25,071*
Postsecondary Teachers	9,695	\$70,037
General & Operations Manager	9,309	\$93,972
Laborers and Freight, Stock, & Material Movers	8,896	\$29,592*
Cashiers	8,638	\$26,891*
Personal Care Aides	8,609	\$26,652*

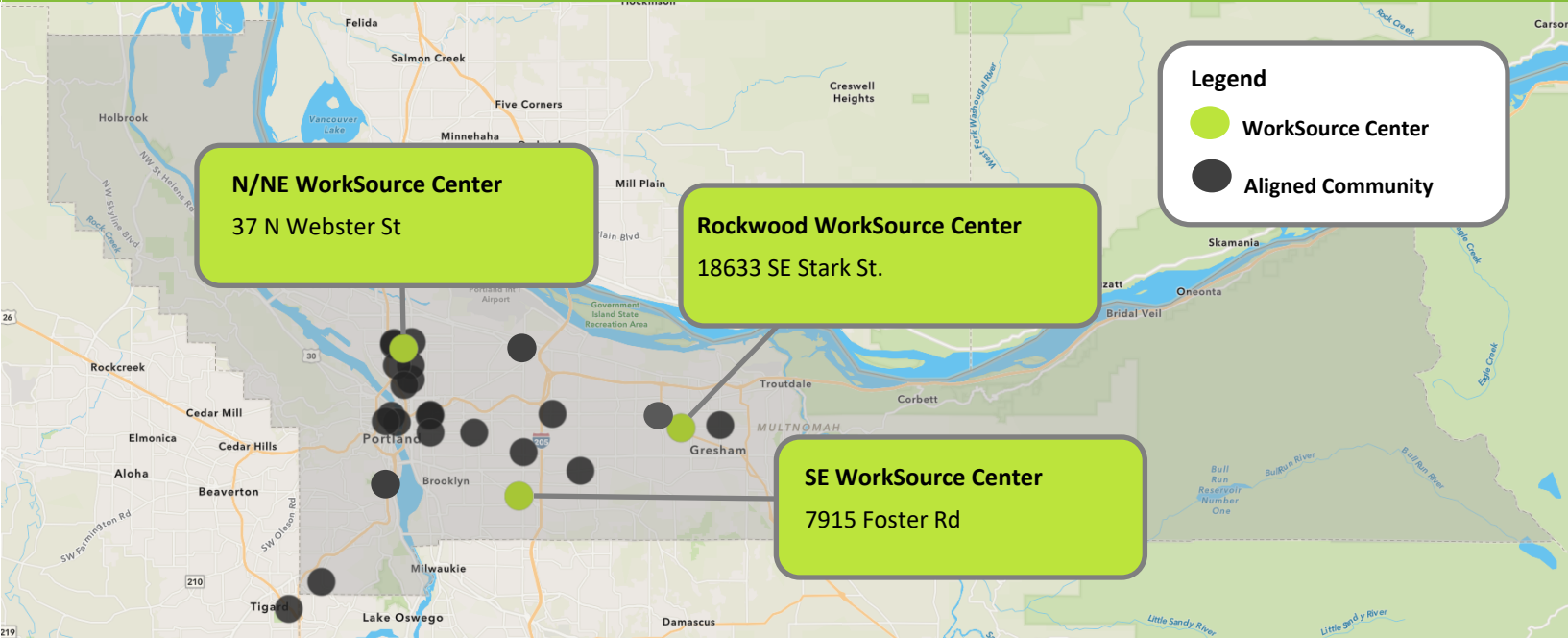

* Median Annual Wage is lower than the Self-Sufficiency Wage for an adult and a pre-school child (\$54,767). This is how much the family would need to make ends meet without public assistance.

To learn more about the public workforce system in Multnomah County visit [Worksystems.org](https://www.worksystems.org)

Table 3: Employment by Industry

	% of Total, 2018	Jobs, 2018	Projected Growth 2017-2027 (MSA)
Construction	5%	25,600	17%
Manufacturing	7%	35,600	5%
Trade, Transportation, & Utilities	18%	95,300	12%
Information	2%	12,000	12%
Financial Activities	7%	34,200	6%
Professional and Business Services	16%	84,000	18%
Leisure & Hospitality	11%	60,300	14%
Private Education & Health Services	15%	79,500	19%
Government	15%	78,800	7%
Retail Trade	8%	43,300	10%
Wholesale Trade	5%	23,800	8%
Total Employment	100%	525,400	13%

Figure 3: In-Demand Skills



The public workforce infrastructure in Multnomah County is anchored by three WorkSource Portland Metro Centers complemented by an array of community partners working together to serve Multnomah County jobseekers, workers, and employers.

WorkSource Centers

- WorkSource Portland Metro Rockwood
- WorkSource Portland Metro N/NE
- WorkSource Portland Metro Southeast

Onsite Partners

- Adult Basic Education
- Bridges to Change
- Easter Seals
- Experience Works
- Goodwill
- Homeless Veterans Reintegration
- IRCO
- Job Corps
- Mt Hood Community College
- Oregon Department of Human Services
- Oregon Employment Department
- Portland Community College
- SE Works
- Vocational Rehabilitation

Aligned Community Partners

- Black Parent Initiative
- Central City Concern (WorkSource Express Center)
- CODA
- Constructing Hope
- Easter Seals
- El Programa Hispano Catolico
- Home Forward
- Human Solutions
- Impact NW
- IRCO
- Labor's Community Service Agency, Inc.
- Latino Network
- Metropolitan Family Service
- New Avenues for Youth
- Oregon Tradeswomen
- POIC
- Portland Community College
- Portland Leadership Foundation
- Portland Youth Builders
- REACH CDC
- Self Enhancement Inc.
- Urban League
- YWCA

To learn more about the public workforce system in Multnomah County visit [Worksystems.org](https://www.worksystems.org)





WorkSource Portland Metro Centers serve as the backbone of the public workforce infrastructure in Multnomah County.

Gresham WorkSource Center

- Customers: **7,642**
- Placements: **4,760**
- Businesses Served: **512**
- Onsite Staff: **27**

N/NE WorkSource Center

- Customers: **7,763**
- Placements: **4,634**
- Businesses Served: **1,295**
- Onsite Staff: **27**

SE WorkSource Center

- Customers: **5,808**
- Placements: **2,819**
- Businesses Served: **196**
- Onsite Staff: **27**

Each Center offers a variety of resources and services to support job seekers and employers.

Core Services	Programs & Special Initiatives
1:1 Career Advising	BankWork\$ and CareerWork\$ Medical Training
Career Exploration Workshops	Career Bridge Trainings
Computer Skills Workshops	Connect 2 Careers
Interview Workshops	Connect 2 Jobs (Justice-Involved Services)
Job Placement Assistance	Healthcare and Tech Training Scholarships & Job Placement
Job Search Workshops	Neighborhood Workforce Navigators
Occupational Scholarships	New Start (Justice-Involved Services)
On-the-Job Trainings	Pre-Release Services
Group Trainings	Regional Business Services
Resume Workshops	Reemployment Assistance for UI Claims
Social Media and Job Search	SNAP Services
Essential Skills Workshops	SummerWorks
	Trade Act
	TriMet Low Income Fare Eligibility
	Veterans Services

To learn more about the public workforce system in Multnomah County visit [Worksystems.org](https://www.worksystems.org)



49% of Renters are Housing Cost Burdened (spent more than 30% on rent)



\$36,079 Per Capita Income
\$42,550 West Multnomah County
\$24,498 East Multnomah County



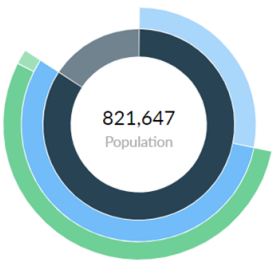
93,207 K-12 Students
49.5% Nonwhite
Source: ODE



Poverty by Family Type
10% Married Couple
20.7% Single Male Householder
41.6% Single Female Householder

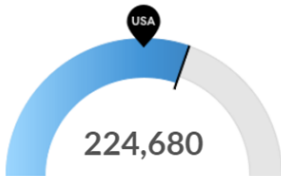
Table 1: Labor Force Breakdown, 2019

Source: EMSI, US Census



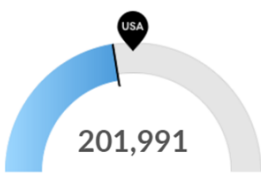
	Population
Working Age	691,617
Not in Labor Force	230,676
Labor Force	460,941
Employed	446,179
Unemployed	14,762
Under 15	130,029

Figure 1: Population Characteristics 2019



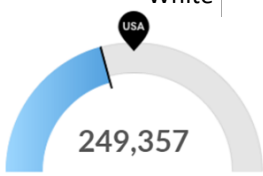
Millennials

Multnomah County has 224,680 millennials (ages 25-39). The national average for an area this size is 166,917.



Retiring Soon

Retirement risk is low in Multnomah County. The national average for an area this size is 235,018 people 55 or older, while there are 201,991 here.



Racial Diversity

Racial diversity is low in Multnomah County. The national average for an area this size is 321,669 racially diverse people.

Table 2: Unemployment Rate by Race (alone) and Hispanic Origin, 2018

Unemployment Rate	
Native American	11%
African American	9%
Hawaiian/Pacific Islander	8%
Two or More Races (NH)	8%
Other Race	6%
Hispanic (any race)	5%
Asian	4%
White	4%

Table 3: Educational Attainment, Population 25 years and over, 2018



	% of Total	People of Color
Less than High School	9.7%	22.1%
High School Diploma	18.4%	20.8%
Some College or Associate Degree	29.1%	28.8%
Bachelor's Degree and Higher	42.7%	28.4%

To learn more about the public workforce system in Multnomah County visit [Worksystems.org](https://www.worksystems.org)

