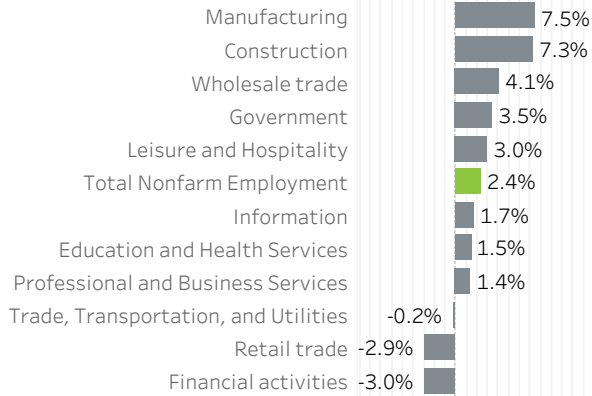


# Multnomah County Economic Indicators September 2022

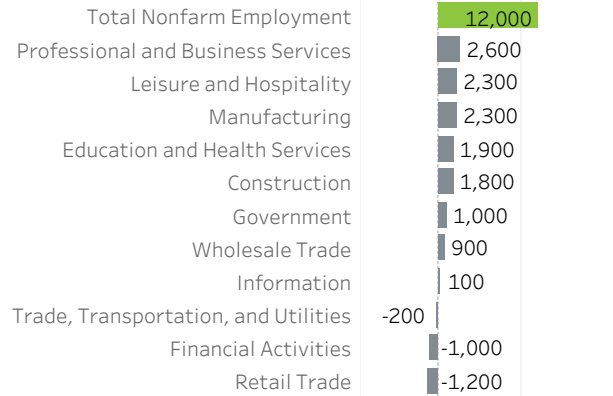
## Job Growth Rates by Industry

September 2022; change from a year earlier



## Net Job Growth by Industry

September 2022; change from a year earlier



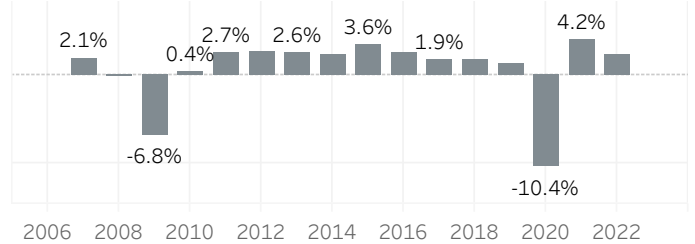
## Labor Force Growth

September 2022; change from a year earlier, seasonally adjusted




## Historical Job Growth

September 2004 to 2022; change from a year earlier



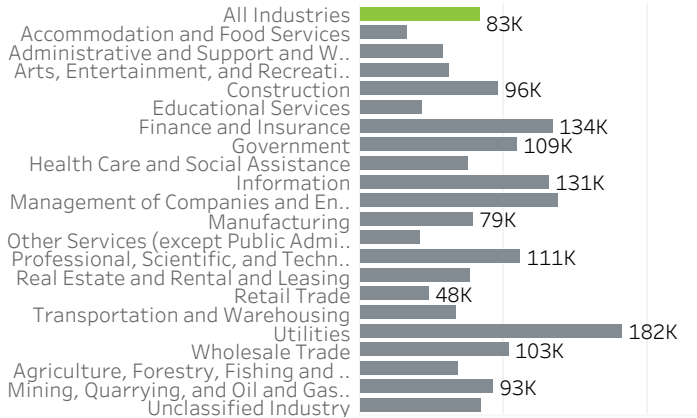
## Unemployment Rate by City

September 2022; not seasonally adjusted



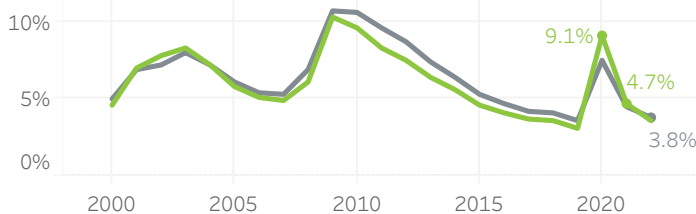
## Average Wage by Industry

2019



## State & County Unemployment Rates

Seasonally adjusted



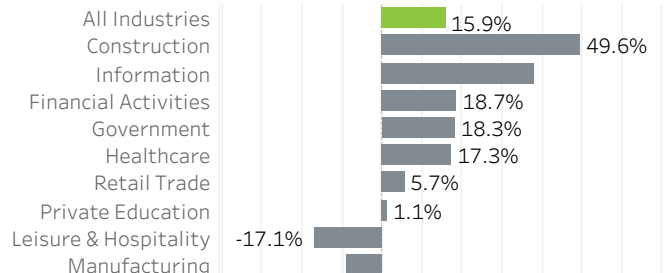
## Median Earnings by City

2019



## Real Wage Growth by Industry

2015 to 2020; adjusted for inflation



Liza Morehead

lmorehead@worksystems.org